



# Physician CONNECT

## Lakeland Lung Cancer Screening Program

The Lakeland Health Lung Cancer Screening Program provides a low-dose helical computed tomography scan. One of the keys to more successful treatment of lung cancer is the early detection of the disease. That is why it is important for patients to be screened before symptoms develop.

 The average turnaround time between initial referral and scan for Lakeland Radiation Oncology is seven days (according to recent statistics).

 Lakeland's cancer program is accredited by the Commission on Cancer of the American College of Surgeons, which signifies that the program has voluntarily committed to providing the highest level of quality cancer care. Lakeland also holds accreditation in radiation oncology by the American College of Radiology, an honor that represents the highest level of quality and patient safety.

## Study

A recent national study conducted by the National Cancer Institute found that low-dose helical CT screenings were more effective than chest x-rays in finding lung cancer at an early stage when the cancer is more treatable. The initial trial results showed 20% fewer lung cancer deaths among trial participants screened with low-dose CT compared to those screened with chest x-rays.

*\*For more information, see:  
[www.cancer.gov/clinicaltrials/noteworthy-trials/nlst](http://www.cancer.gov/clinicaltrials/noteworthy-trials/nlst)*

## Criteria

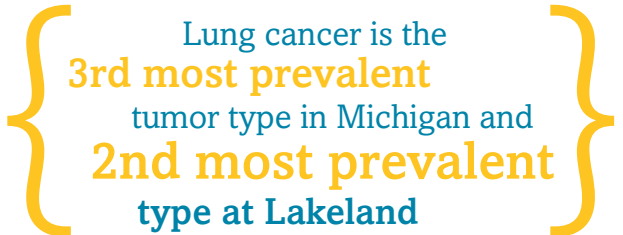
Lakeland's low-dose helical CT lung cancer screening criteria are as follows:

- Age 55 to 77
- **AND**
- An active smoker with a 30+ pack year history of smoking\*
- **OR**
- If a former smoker, have quit smoking within the last 15 years

 Lung cancer is the **number 1 cause** of cancer-related deaths

A physician may recommend a low dose CT scan if the patient has certain risk factors that fall outside of the above criteria. These criteria may include individuals who have a 30 pack year history of tobacco but who are less than age 55, those with a history of significant second hand smoke exposure in childhood, and those with a significant family history of lung cancer.

*\*History of smoking: # of pack per years =  
(# of packs smoked per day) X (# of years as a smoker)*

 Lung cancer is the **3rd most prevalent** tumor type in Michigan and **2nd most prevalent** type at Lakeland

## Cost

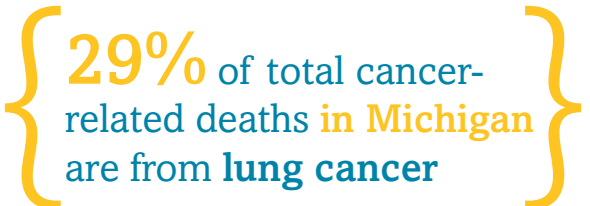
This screening is being offered for \$180. The price includes the low-dose helical computer tomography scan, read by a physician, and a smoking cessation information packet or counseling session.

*\*Insurance may cover the cost of this, have patient check with insurance carrier for coverage details.*

## Schedule

Schedule screenings through Lakeland Health Central Scheduling by calling (269) 556-2810

For more information about the Lakeland Lung Cancer Screening Program, contact **Janell Jones, Nurse Practitioner, Oncology Coordinator**, at (269) 556-2844 or [jjones@lakelandhealth.org](mailto:jjones@lakelandhealth.org)

 **29%** of total cancer-related deaths in Michigan are from lung cancer

# Lung Cancer Data Collected in 2013

## Site Distribution by Stage for the Four Most Common Cancer Sites at Lakeland Hospitals\*

	Cases	Stage 0	Stage I	Stage II	Stage III	Stage IV	Not Staged
Lung	108	0	18	9	25	56	0

\*Excludes cases ineligible for staging.

## Comparison of Four Most Common Cancer Sites Lakeland Hospitals, Michigan and United States

Lakeland Hospitals				Michigan*		United States	
Site	Rank	Cases	% of Total	Rank	% of Total	Rank	% of Total
Lung	3	108	12.5%	2	14%	3	13.5%

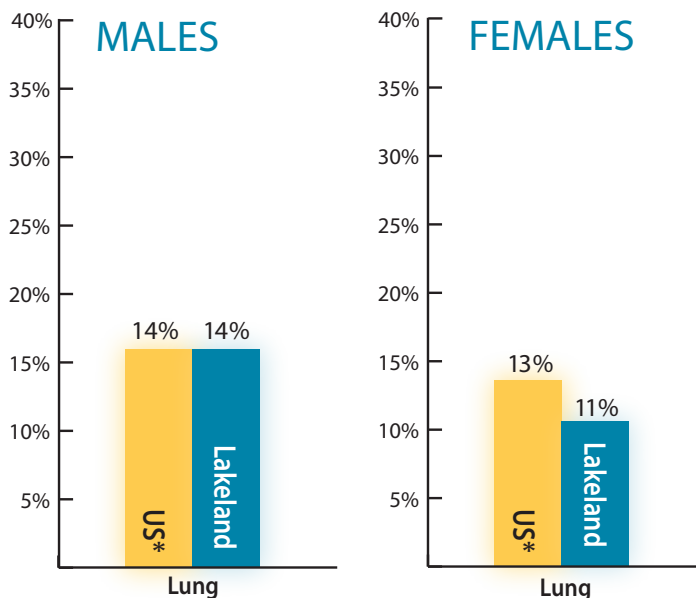
\*American Cancer Society's Publication: 2014 – Facts and Figures (Estimated New Cancer Cases by State).

## Comparison of Percent Distribution of Lakeland Hospitals' 2013 Cancer Cases and United States Data by Gender and Lakeland's Four Most Common Cancer Sites

Male Cancer Cases: 401			Female Cancer Cases: 461	
Site	United States*	Lakeland	United States*	Lakeland
Lung	14%	14%	13%	11%

\*American Cancer Society's Publication: 2014 – Facts and Figures (Estimated New Cancer Cases by State).

## Comparison of Percent Distribution of Lakeland Hospitals' 2013 Cancer Cases and United States Data by Gender and Lakeland's Four Most Common Cancer Sites



\*American Cancer Society's Publication: 2014 – Facts and Figures (Estimated New Cancer Cases by Sex).